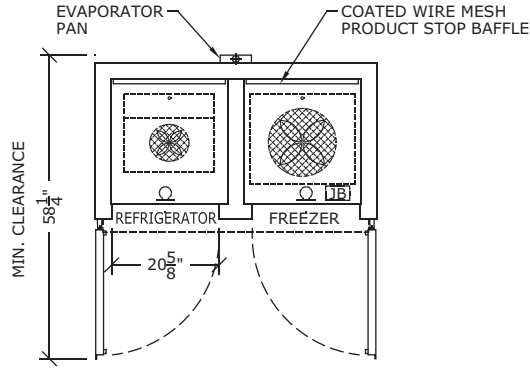


# DTS-2-TMWW

# curtis

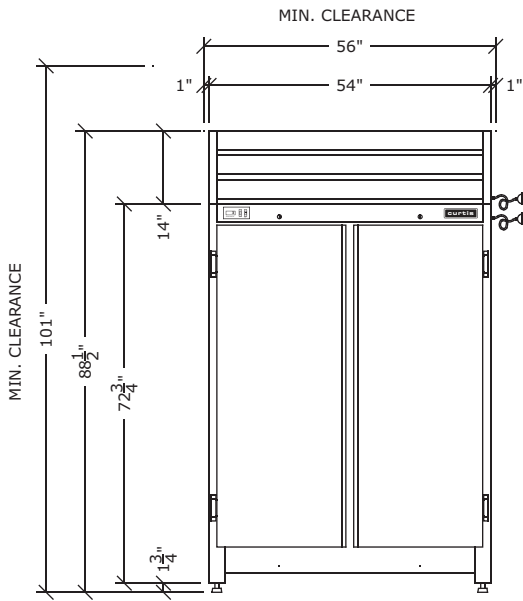
## CORIENTE V2

- FINISHED IN WHITE EMBOSSED INTERIOR & EXTERIOR.
- STAINLESS STEEL FLOOR.
- 2 FULL LENGTH, SOLID HINGED DOORS.
- 6 EPOXY COATED WIRE SHELVES.
- DIGITAL THERMOMETER.
- 1 3/4" ADJUSTABLE LEGS.
- 2 CORDS AND PLUGS.
- ELECTRIC CONDENSATE EVAPORATOR PAN.
- TOP-MOUNTED, SELF-CONTAINED, 1/4 H.P., (REFRIGERATOR), & 1/2 H.P. (FREEZER) AIR-COOLED REFRIGERATION SYSTEM, R-404A, 115/1/60.

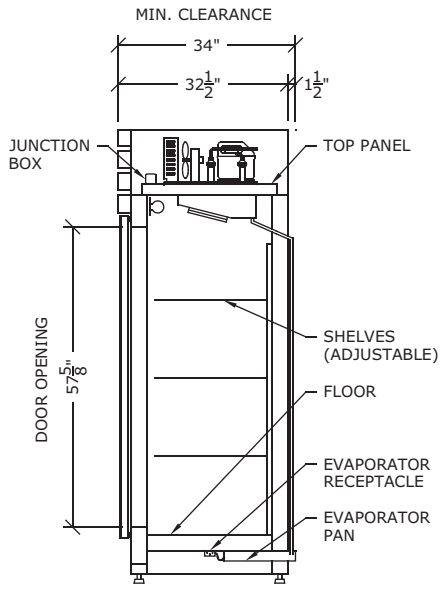


PLAN

LEGEND	NOTES:
- JUNCTION BOX ON TOP OF REACH-IN	* LEGS NOT FULLY EXTENDED, ALLOW MIN. 1 3/4" (44mm) ABOVE UNIT
- DRAIN LOCATION UNDER REACH-IN	** 115/1/60 AMP. LOAD INCLUDES 1.0 AMPS FOR EVAPORATOR PAN
- INTERIOR LIGHT FIXTURE	



FRONT ELEVATION



SECTION

DUAL TEMPERATURE (4°C/39°F) (-18°C/0°F)

PDS-DTS-2-TM-10/06

CAPACITY				HEIGHT *		WIDTH		DEPTH		DOORS		SHELVES	ELECTRICAL **				WEIGHT		SHPG. VOL.	
REFRIG.		FREEZER		IN.	CM.	IN.	CM.	IN.	CM.	FULL STD.	HALF OPT.		H.P.		VOLT.	AMP.		LB.		KG.
C.F.	LTR.	C.F.	LTR.										REFRIG.	FREEZER		REFRIG.	FREEZER			
23	637	23	637	88 1/2	225	54	137	32 1/2	83	2	4	6	1/4	1/2	115/1/60	11.0	9.6	700	317	109