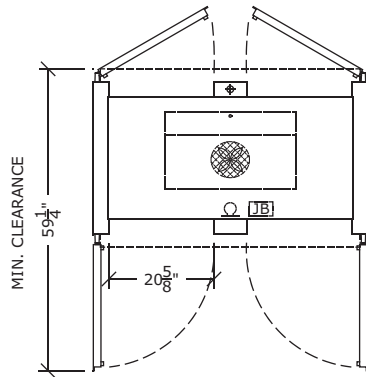


PRS-2-TMWW

curtis

CORIENTE V2

- FINISHED IN WHITE EMBOSSED INTERIOR & EXTERIOR.
- STAINLESS STEEL FLOOR.
- 4 FULL LENGTH, SOLID HINGED DOORS.
- 6 EPOXY COATED WIRE SHELVES.
- DIGITAL THERMOMETER.
- 1 3/4" ADJUSTABLE LEGS.
- ELECTRIC CONDENSATE EVAPORATOR PAN.
- TOP-MOUNTED, SELF-CONTAINED, 1/3 H.P., AIR-COOLED REFRIGERATION SYSTEM, R-404A, 115/1/60.



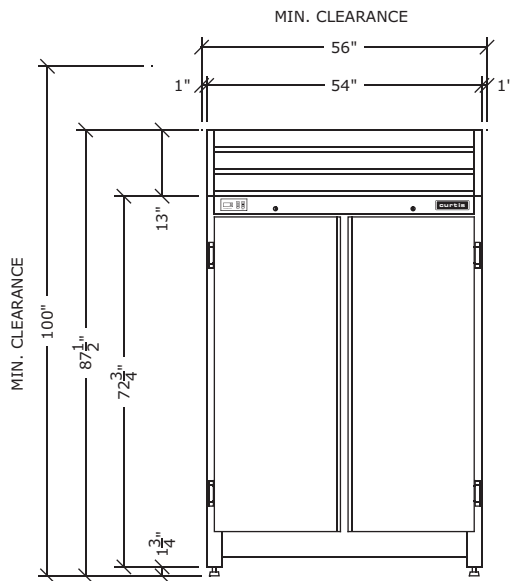
PLAN

LEGEND

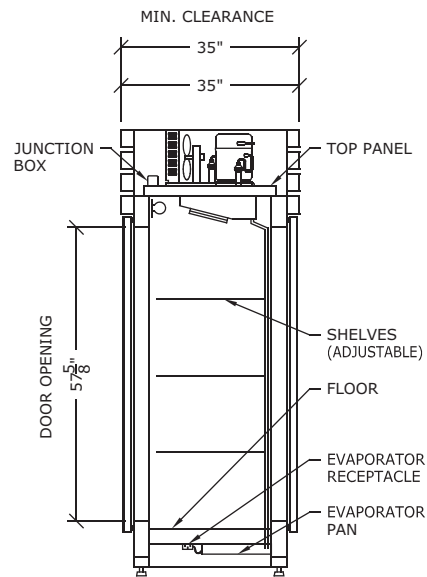
- JUNCTION BOX ON TOP OF REACH-IN
- DRAIN LOCATION UNDER REACH-IN
- INTERIOR LIGHT FIXTURE

NOTES:

- * LEGS NOT FULLY EXTENDED, ALLOW MIN. 1 3/4" (44mm) ABOVE UNIT
- ** 115/1/60 AMP. LOAD INCLUDES 1.0 AMPS FOR EVAPORATOR PAN



FRONT ELEVATION



SECTION

PASS THRU REFRIGERATOR (4°C/39°F)

PDS-PRS-2-TM-10/06

CAPACITY		HEIGHT *		WIDTH		DEPTH		DOORS		SHELVES	ELECTRICAL **			WEIGHT		SHPG. VOL.
C.F.	LTR.	IN.	CM.	IN.	CM.	IN.	CM.	FULL STD.	HALF OPT.		H.P.	VOLT.	AMP.	LB.	KG.	C.F.
51	1431	87 1/2	222	54	137	35	89	4	8	6	1/3	115/1/60	13.3	600	272	108