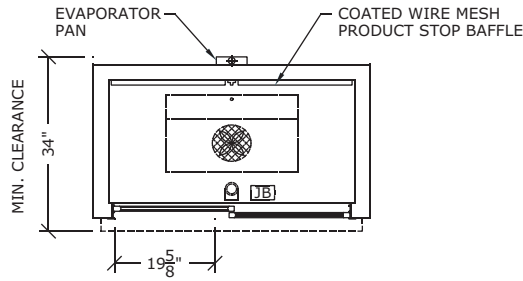


SGRS-2-TMWW

curtis

CORIENTE V2

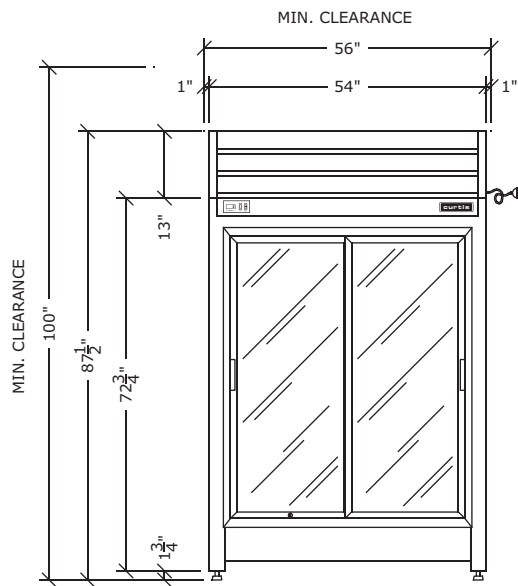
- FINISHED IN WHITE BAKED ENAMEL INTERIOR & EXTERIOR.
- STAINLESS STEEL FLOOR.
- 2 FULL LENGTH, SLIDING GLASS DOORS.
- 6 EPOXY COATED WIRE SHELVES.
- DIGITAL THERMOMETER.
- 1 3/4" ADJUSTABLE LEGS.
- CORD AND PLUG.
- ELECTRIC CONDENSATE EVAPORATOR PAN.
- TOP-MOUNTED, SELF-CONTAINED, 1/3 H.P., AIR-COOLED REFRIGERATION SYSTEM, R-404A, 115/1/60.



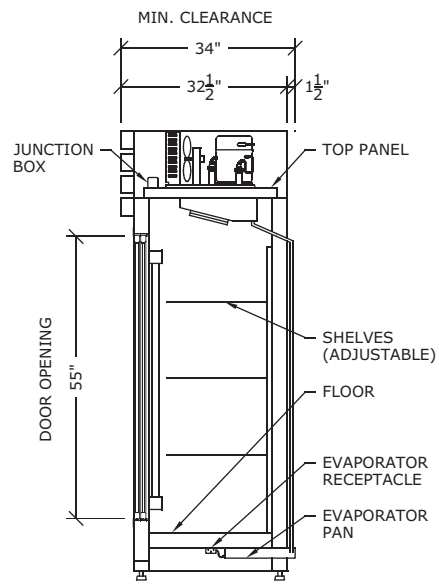
PLAN

- LEGEND**
- JB - JUNCTION BOX ON TOP OF REACH-IN
 - ⊕ - DRAIN LOCATION UNDER REACH-IN
 - Ⓛ - INTERIOR FLUORESCENT LIGHT FIXTURE

- NOTES:**
- * LEGS NOT FULLY EXTENDED, ALLOW MIN. 1 3/4" (44mm) ABOVE UNIT
 - ** 115/1/60 AMP. LOAD INCLUDES 1.0 AMPS FOR EVAPORATOR PAN



FRONT ELEVATION



SECTION

DISPLAY MERCHANDISER (4°C/39°F)

PDS-SGRS-2-TM-10/06

| CAPACITY | | HEIGHT * | | WIDTH | | DEPTH | | DOORS | | SHELVES | ELECTRICAL ** | | | WEIGHT | | SHPG. VOL. |
|----------|------|----------|-----|-------|-----|--------|-----|-----------|-----------|---------|---------------|----------|------|--------|-----|------------|
| C.F. | LTR. | IN. | CM. | IN. | CM. | IN. | CM. | FULL STD. | HALF OPT. | | H.P. | VOLT. | AMP. | LB. | KG. | C.F. |
| 44 | 1246 | 87 1/2 | 222 | 54 | 137 | 32 1/2 | 83 | 2 | N/A | 6 | 1/3 | 115/1/60 | 11.2 | 600 | 272 | 102 |