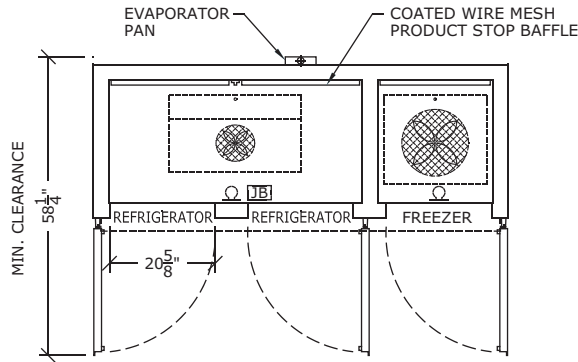


DTS-3-TMWW

curtis

CORIENTE V2

- FINISHED IN WHITE BAKED ENAMEL INTERIOR & EXTERIOR.
- STAINLESS STEEL FLOOR.
- 3 FULL LENGTH, SOLID HINGED DOORS.
- 9 EPOXY COATED WIRE SHELVES.
- DIGITAL THERMOMETER.
- 1 3/4" ADJUSTABLE LEGS.
- ELECTRIC CONDENSATE EVAPORATOR PAN.
- TOP-MOUNTED, SELF-CONTAINED, 1/3 H.P., (REFRIGERATOR), & 1/2 H.P. (FREEZER) AIR-COOLED REFRIGERATION SYSTEM, R-404A, 115/1/60.



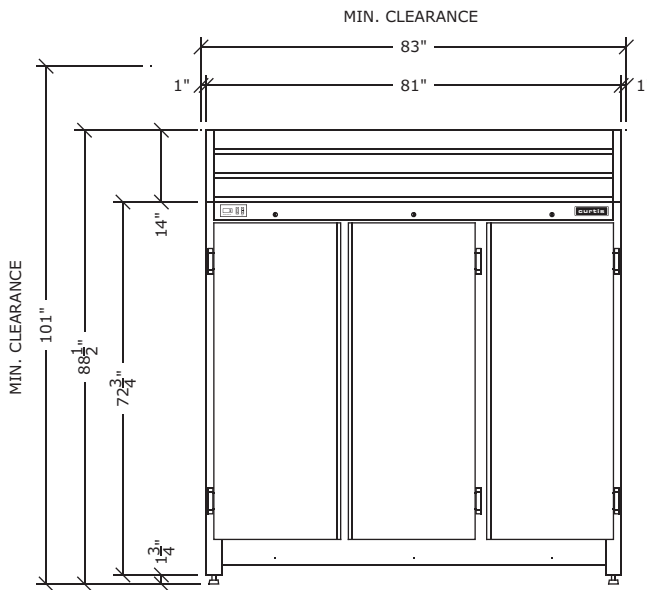
PLAN

LEGEND

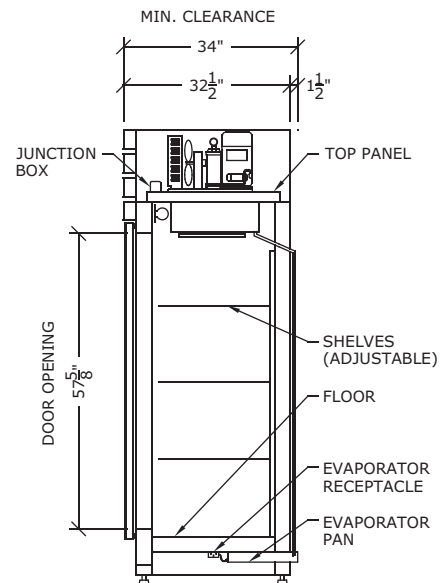
- JUNCTION BOX ON TOP OF REACH-IN
- DRAIN LOCATION UNDER REACH-IN
- INTERIOR LIGHT FIXTURE

NOTES:

- * LEGS NOT FULLY EXTENDED, ALLOW MIN. 1 3/4" (44mm) ABOVE UNIT
- ** 115/1/60 AMP. LOAD INCLUDES 1.0 AMPS FOR EVAPORATOR PAN



FRONT ELEVATION



SECTION

DUAL TEMPERATURE (4°C/39°F) (-18°C/0°F)

PDS-DTS-3-TM-10/06

CAPACITY				HEIGHT *		WIDTH		DEPTH		DOORS		SHELVES	ELECTRICAL **				WEIGHT		SHPG. VOL.	
REFRIG.		FREEZER		IN.	CM.	IN.	CM.	IN.	CM.	FULL STD.	HALF OPT.		H.P.		VOLT.	AMP.		LB.		KG.
C.F.	LTR.	C.F.	LTR.										REFRIG.	FREEZER		REFRIG.	FREEZER			
47	1323	22	630	88 1/2	225	81	206	32 1/2	83	3	6	9	1/3	1/2	115/1/60	12.8	9.6	900	408	162