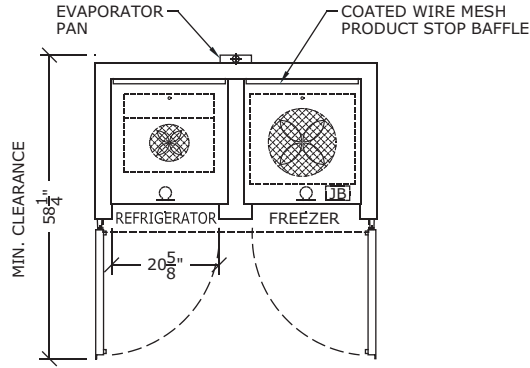


DTS-2-TMWW

curtis

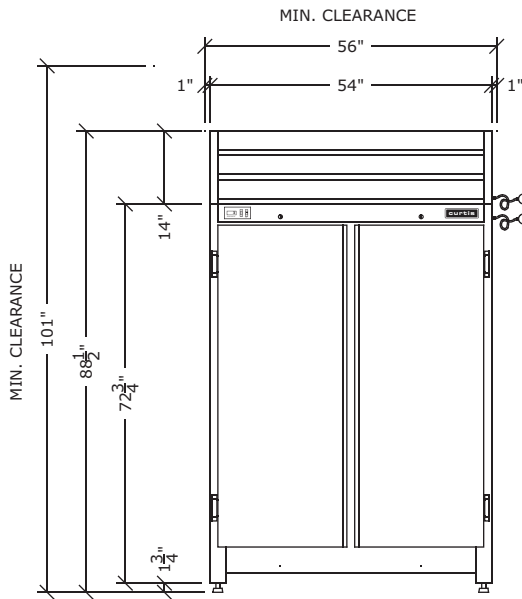
CORIENTE V2

- FINISHED IN WHITE BAKED ENAMEL INTERIOR & EXTERIOR.
- STAINLESS STEEL FLOOR.
- 2 FULL LENGTH, SOLID HINGED DOORS.
- 6 EPOXY COATED WIRE SHELVES.
- DIGITAL THERMOMETER.
- 1 3/4" ADJUSTABLE LEGS.
- 2 CORDS AND PLUGS.
- ELECTRIC CONDENSATE EVAPORATOR PAN.
- TOP-MOUNTED, SELF-CONTAINED, 1/4 H.P., (REFRIGERATOR), & 1/2 H.P. (FREEZER) AIR-COOLED REFRIGERATION SYSTEM, R-404A, 115/1/60.

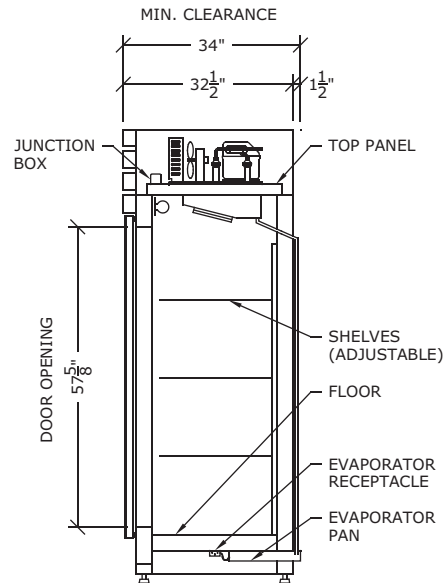


PLAN

| LEGEND | NOTES: |
|-----------------------------------|--|
| - JUNCTION BOX ON TOP OF REACH-IN | * LEGS NOT FULLY EXTENDED, ALLOW MIN. 1 3/4" (44mm) ABOVE UNIT |
| - DRAIN LOCATION UNDER REACH-IN | ** 115/1/60 AMP. LOAD INCLUDES 1.0 AMPS FOR EVAPORATOR PAN |
| - INTERIOR LIGHT FIXTURE | |



FRONT ELEVATION



SECTION

DUAL TEMPERATURE (4°C/39°F) (-18°C/0°F)

PDS-DTS-2-TM-10/06

| CAPACITY | | | | HEIGHT * | | WIDTH | | DEPTH | | DOORS | | SHELVES | ELECTRICAL ** | | | | WEIGHT | | SHPG. VOL. | |
|----------|------|---------|------|----------|-----|-------|-----|--------|-----|-----------|-----------|---------|---------------|---------|----------|---------|---------|-----|------------|------|
| REFRIG. | | FREEZER | | IN. | CM. | IN. | CM. | IN. | CM. | FULL STD. | HALF OPT. | | H.P. | | VOLT. | AMP. | | LB. | KG. | C.F. |
| C.F. | LTR. | C.F. | LTR. | | | | | | | | | | REFRIG. | FREEZER | | REFRIG. | FREEZER | | | |
| 23 | 637 | 23 | 637 | 88 1/2 | 225 | 54 | 137 | 32 1/2 | 83 | 2 | 4 | 6 | 1/4 | 1/2 | 115/1/60 | 11.0 | 9.6 | 700 | 317 | 109 |